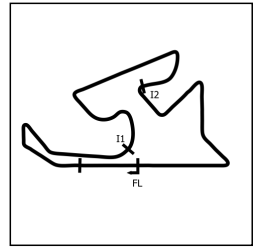


# GT-CET CAMPEONATO DE ESPAÑA

## Q2 - SECTOR ANALYSIS



SECTOR 1 = FL to I1, SECTOR 2 = I1 to I2 SECTOR 3 = I2 to I3, SECTOR 4 = I3 to FL, DIFF = Difference To Personal Best Lap, P = Crossed Finish Line in Pit Lane, D = Time Disallowed

P1 122 GT Cup GT CORSE		PORSCHE 992 GT3 CUP						
IDEAL LAP TIME : 1:38.134		BEST LAP TIME : 1:38.134		DIFFERENCE : 0.000				
D1: Alejandro BARAMBIO		D2: Borja GARCIA						
LAP	SECTOR 1	SECTOR 2	SECTOR 3	SPEED TRAP	LAP TIME	KPH	DIFF	TIME OF DAY

1 - D2	OUTLAP	37.169	38.558	168.5	1:49.466	128.40	11.332	14:37:26.378
2 - D2	26.306	35.349	37.533	232.9	1:39.188 (2)	141.71	1.054	14:39:05.566
<b>3 - D2</b>	<b>26.192</b>	<b>34.759</b>	<b>37.183</b>	<b>235.7</b>	<b>1:38.134 (1)</b>	<b>143.23</b>		<b>14:40:43.700</b>

P2 135 GT Cup RACAR MOTORSPORT		PORSCHE 992 GT3 CUP						
IDEAL LAP TIME : 1:39.138		BEST LAP TIME : 1:39.138		DIFFERENCE : 0.000				
D1: Leandro MARTINS		D2: Dieter SVEPES						
LAP	SECTOR 1	SECTOR 2	SECTOR 3	SPEED TRAP	LAP TIME	KPH	DIFF	TIME OF DAY

1 - D2	OUTLAP	42.101	41.171	107.0	2:06.243	111.34	27.105	14:36:53.200
2 - D2	30.298	37.889	38.836	231.5	1:47.023	131.33	7.885	14:38:40.223
3 - D2	26.636	35.472	37.760	231.5	1:39.868 (2)	140.74	0.730	14:40:20.091
4 - D2	27.157	39.230	40.300	<b>234.3</b>	1:46.687 (3)	131.75	7.549	14:42:06.778
<b>5 - D2</b>	<b>26.405</b>	<b>35.203</b>	<b>37.530</b>	232.9	<b>1:39.138 (1)</b>	<b>141.78</b>		<b>14:43:45.916</b>

P3 113 GT Cup BAPORO MOTORSPORT		PORSCHE 992 GT3 CUP						
IDEAL LAP TIME : 1:39.896		BEST LAP TIME : 1:39.932		DIFFERENCE : 0.036				
D1: Joan VINYES		D2: Jaume FONT						
LAP	SECTOR 1	SECTOR 2	SECTOR 3	SPEED TRAP	LAP TIME	KPH	DIFF	TIME OF DAY

1 - D2	OUTLAP	40.594	40.977	165.0	1:58.701	118.41	18.769	14:37:02.213
2 - D2	26.715	36.274	38.200	232.9	1:41.189 (3)	138.91	1.257	14:38:43.402
<b>3 - D2</b>	<b>26.653</b>	35.622	<b>37.657</b>	<b>234.3</b>	<b>1:39.932 (1)</b>	<b>140.65</b>		<b>14:40:23.334</b>
4 - D2	29.031	44.725	42.643	<b>234.3</b>	1:56.399	120.75	16.467	14:42:19.733
5 - D2	26.662	<b>35.586</b>	37.792	232.9	1:40.040 (2)	140.50	0.108	14:43:59.773

P4 199 GT Cup VELOSO MOTORSPORT		PORSCHE 991.2 GT3 CUP						
IDEAL LAP TIME : 1:40.496		BEST LAP TIME : 1:40.542		DIFFERENCE : 0.046				
D1: José BARROS								
LAP	SECTOR 1	SECTOR 2	SECTOR 3	SPEED TRAP	LAP TIME	KPH	DIFF	TIME OF DAY

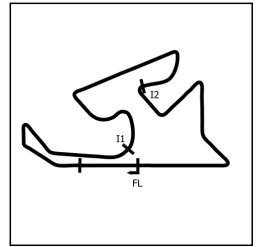
1 - D1	OUTLAP	43.570	45.105	106.1	2:11.282	107.06	30.740	14:36:14.545
2 - D1	32.338	41.501	38.302	184.1	1:52.141 (3)	125.34	11.599	14:38:06.686
3 - D1	27.316	35.965	IN PIT	237.1	3:05.932 P	75.59	1:25.390	14:41:12.618
4 - D1	OUTLAP	35.893	<b>37.920</b>	164.3	1:49.692	128.14	9.150	14:43:02.310
<b>5 - D1</b>	<b>26.988</b>	<b>35.588</b>	37.966	237.1	<b>1:40.542 (1)</b>	<b>139.80</b>		<b>14:44:42.852</b>
6 - D1	30.577	43.890	41.063	<b>238.5</b>	1:55.530	121.66	14.988	14:46:38.382
7 - D1	27.413	39.241	38.443	235.7	1:45.097 (2)	133.74	4.555	14:48:23.479

P5 140 GT Cup VELOSO MOTORSPORT		PORSCHE 992 GT3 CUP						
IDEAL LAP TIME : 1:40.863		BEST LAP TIME : 1:40.962		DIFFERENCE : 0.099				
D1: Pedro MARREIROS		D2: José MARREIROS						
LAP	SECTOR 1	SECTOR 2	SECTOR 3	SPEED TRAP	LAP TIME	KPH	DIFF	TIME OF DAY

1 - D2	OUTLAP	42.149	40.558	160.3	2:01.084	116.08	20.122	14:35:54.309
2 - D2	29.262	44.363	39.337	216.3	1:52.962	124.43	12.000	14:37:47.271
3 - D2	27.386	36.182	38.444	<b>231.5</b>	1:42.012 (3)	137.78	1.050	14:39:29.283
4 - D2	27.367	38.630	40.207	<b>231.5</b>	1:46.204	132.35	5.242	14:41:15.487
5 - D2	27.313	36.254	38.540	<b>231.5</b>	1:42.107	137.66	1.145	14:42:57.594
6 - D2	27.200	36.269	39.459	<b>231.5</b>	1:42.928	136.56	1.966	14:44:40.522
<b>7 - D2</b>	<b>26.988</b>	35.930	<b>38.044</b>	<b>231.5</b>	<b>1:40.962 (1)</b>	<b>139.22</b>		<b>14:46:21.484</b>
8 - D2	27.191	<b>35.831</b>	38.208	<b>231.5</b>	1:41.230 (2)	138.85	0.268	14:48:02.714

# GT-CET CAMPEONATO DE ESPAÑA

## Q2 - SECTOR ANALYSIS



SECTOR 1 = FL to I1, SECTOR 2 = I1 to I2 SECTOR 3 = I2 to I3, SECTOR 4 = I3 to FL, DIFF = Difference To Personal Best Lap, P = Crossed Finish Line in Pit Lane, D = Time Disallowed

P6 100 GT Cup ESCUDERIA FARAON		PORSCHE 992 GT3 CUP							
IDEAL LAP TIME : 1:41.721		BEST LAP TIME : 1:41.754		DIFFERENCE : 0.033					
D1: Pablo BRAS		D2: Fernando fernando GONZ/							
LAP	SECTOR 1	SECTOR 2	SECTOR 3	SPEED TRAP	LAP TIME	KPH	DIFF	TIME OF DAY	
1 - D2	OUTLAP	42.925	42.737	103.6	2:06.379	111.22	24.625	14:37:00.357	
2 - D2	27.497	36.819	44.100	230.2	1:48.416 (2)	129.65	6.662	14:38:48.773	
3 - D2	27.454	38.212	IN PIT	<b>231.5</b>	5:03.195 P	46.36	3:21.441	14:43:51.968	
4 - D2	OUTLAP	38.562	39.191	114.1	1:55.173	122.04	13.419	14:45:47.141	
5 - D2	27.202	<b>36.153</b>	<b>38.399</b>	230.2	<b>1:41.754 (1)</b>	<b>138.13</b>		<b>14:47:28.895</b>	

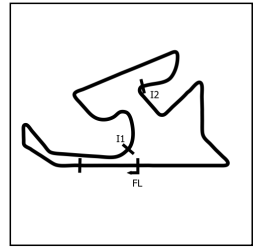
P7 120 GPX ESCUDERIA LA CORUÑA		KTM GT2							
IDEAL LAP TIME : 1:43.057		BEST LAP TIME : 1:43.387		DIFFERENCE : 0.330					
D1: Jon AIZPURUA									
LAP	SECTOR 1	SECTOR 2	SECTOR 3	SPEED TRAP	LAP TIME	KPH	DIFF	TIME OF DAY	
1 - D1	OUTLAP	41.360	40.053	130.2	1:56.914	120.22	13.527	14:37:44.298	
2 - D1	28.121	<b>36.713</b>	<b>38.553</b>	228.9	<b>1:43.387 (1)</b>	<b>135.95</b>		<b>14:39:27.685</b>	
3 - D1	<b>27.791</b>	38.595	38.947	230.2	1:45.333	133.44	1.946	14:41:13.018	
4 - D1	27.885	59.191	40.488	227.5	2:07.564	110.18	24.177	14:43:20.582	
5 - D1	27.944	37.082	38.920	<b>231.5</b>	1:43.946 (3)	135.22	0.559	14:45:04.528	
6 - D1	28.513	37.321	38.906	230.2	1:44.740	134.20	1.353	14:46:49.268	
7 - D1	27.937	37.005	38.824	230.2	1:43.766 (2)	135.46	0.379	14:48:33.034	

P8 121 GPX PHILIPPE BONNEL		VORTEX 2.0							
IDEAL LAP TIME : 1:43.238		BEST LAP TIME : 1:43.431		DIFFERENCE : 0.193					
D1: Solenn AMROUCHE D2: Philippe BONNEL									
LAP	SECTOR 1	SECTOR 2	SECTOR 3	SPEED TRAP	LAP TIME	KPH	DIFF	TIME OF DAY	
1 - D2	OUTLAP	39.064	39.867	130.2	1:59.307	117.81	15.876	14:35:25.069	
2 - D2	28.172	37.609	38.924	225.0	1:44.705	134.24	1.274	14:37:09.774	
3 - D2	28.016	37.101	38.945	<b>231.5</b>	1:44.062	135.07	0.631	14:38:53.836	
4 - D2	28.713	37.355	38.796	230.2	1:44.864	134.04	1.433	14:40:38.700	
5 - D2	27.857	36.768	38.806	<b>231.5</b>	<b>1:43.431 (1)</b>	<b>135.89</b>		<b>14:42:22.131</b>	
6 - D2	<b>27.805</b>	36.998	<b>38.782</b>	<b>231.5</b>	1:43.585 (2)	135.69	0.154	14:44:05.716	
7 - D2	28.084	36.864	39.008	230.2	1:43.956	135.21	0.525	14:45:49.672	
8 - D2	27.913	<b>36.651</b>	39.077	<b>231.5</b>	1:43.641 (3)	135.62	0.210	14:47:33.313	

P9 701 GPX ESCUDERIA BAIX EMPORDÀ		VORTEX 1.0							
IDEAL LAP TIME : 1:43.161		BEST LAP TIME : 1:43.915		DIFFERENCE : 0.754					
D1: Marc GRUAU D2: Alexander GRUAU									
LAP	SECTOR 1	SECTOR 2	SECTOR 3	SPEED TRAP	LAP TIME	KPH	DIFF	TIME OF DAY	
1 - D2	OUTLAP	39.552	39.845	128.9	2:00.902	116.26	16.987	14:35:27.840	
2 - D2	27.964	37.410	<b>38.609</b>	222.4	1:43.983 (2)	135.17	0.068	14:37:11.823	
3 - D2	27.735	37.070	39.110	<b>225.0</b>	<b>1:43.915 (1)</b>	<b>135.26</b>		<b>14:38:55.738</b>	
4 - D2	27.781	37.772	39.805	223.7	1:45.358	133.41	1.443	14:40:41.096	
5 - D2	<b>27.645</b>	<b>36.907</b>	39.460	<b>225.0</b>	1:44.012 (3)	135.14	0.097	14:42:25.108	
6 - D2	27.891	37.423	38.819	223.7	1:44.133	134.98	0.218	14:44:09.241	
7 - D2	28.127	38.032	39.090	<b>225.0</b>	1:45.249	133.55	1.334	14:45:54.490	
8 - D2	27.730	37.137	39.234	223.7	1:44.101	135.02	0.186	14:47:38.591	

# GT-CET CAMPEONATO DE ESPAÑA

## Q2 - SECTOR ANALYSIS



SECTOR 1 = FL to I1, SECTOR 2 = I1 to I2, SECTOR 3 = I2 to I3, SECTOR 4 = I3 to FL, DIFF = Difference To Personal Best Lap, P = Crossed Finish Line in Pit Lane, D = Time Disallowed

P10 114 GT Cup SKUALO COMPETICION				PORSCHE 991-1 GT3 CUP				
IDEAL LAP TIME : 1:44.271		BEST LAP TIME : 1:44.851		DIFFERENCE : 0.580				
D1: Van Hendrik VAN ZOEST								
LAP	SECTOR 1	SECTOR 2	SECTOR 3	SPEED TRAP	LAP TIME	KPH	DIFF	TIME OF DAY
1 - D1	OUTLAP	39.447	40.272	157.7	1:54.700	122.54	9.849	14:35:43.771
2 - D1	28.260	37.407	<b>39.324</b>	227.5	1:44.991 (2)	133.88	0.140	14:37:28.762
<b>3 - D1</b>	<b>28.023</b>	<b>36.924</b>	39.904	228.9	<b>1:44.851 (1)</b>	<b>134.05</b>		<b>14:39:13.613</b>
4 - D1	28.370	43.116	42.851	228.9	1:54.337	122.93	9.486	14:41:07.950
5 - D1	28.265	37.014	39.822	227.5	1:45.101 (3)	133.73	0.250	14:42:53.051
6 - D1	28.234	42.122	42.331	228.9	1:52.687	124.73	7.836	14:44:45.738
7 - D1	28.635	37.121	40.057	228.9	1:45.813	132.84	0.962	14:46:31.551
8 - D1	28.654	37.575	40.180	<b>230.2</b>	1:46.409	132.09	1.558	14:48:17.960
9 - D1	28.343	37.336	39.876	226.2	1:45.555	133.16	0.704	14:50:03.515

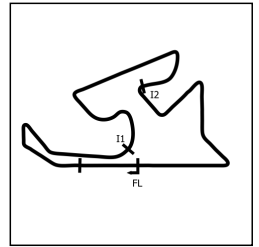
P11 112 GT Cup ESCUDERIA FARAON				PORSCHE 992 GT3 CUP				
IDEAL LAP TIME : 1:44.922		BEST LAP TIME : 1:44.922		DIFFERENCE : 0.000				
D1: Pedro LOURINHO D2: Miguel GOMEZ								
LAP	SECTOR 1	SECTOR 2	SECTOR 3	SPEED TRAP	LAP TIME	KPH	DIFF	TIME OF DAY
1 - D2	OUTLAP	44.547	43.185	145.5	2:07.633	110.12	22.711	14:36:05.876
2 - D2	31.130	39.789	40.868	198.0	1:51.787	125.74	6.865	14:37:57.663
3 - D2	28.806	37.325	39.390	<b>231.5</b>	1:45.521 (2)	133.20	0.599	14:39:43.184
<b>4 - D2</b>	<b>28.455</b>	<b>37.109</b>	<b>39.358</b>	<b>231.5</b>	<b>1:44.922 (1)</b>	<b>133.96</b>		<b>14:41:28.106</b>
5 - D2	28.531	37.796	41.046	230.2	1:47.373	130.91	2.451	14:43:15.479
6 - D2	28.898	37.840	39.485	230.2	1:46.223 (3)	132.32	1.301	14:45:01.702
7 - D2	30.852	42.680	43.888	191.3	1:57.420	119.70	12.498	14:46:59.122

P12 124 GT4 GT CORSE				BMW M4 GT4				
IDEAL LAP TIME : 1:44.842		BEST LAP TIME : 1:44.957		DIFFERENCE : 0.115				
D1: Manuel BERTOLIN								
LAP	SECTOR 1	SECTOR 2	SECTOR 3	SPEED TRAP	LAP TIME	KPH	DIFF	TIME OF DAY
1 - D1	OUTLAP	43.200	43.427	142.9	2:09.087	108.88	24.130	14:36:22.257
2 - D1	28.870	42.356	44.785	214.0	1:56.011	121.16	11.054	14:38:18.268
3 - D1	28.575	37.405	40.478	214.0	1:46.458	132.03	1.501	14:40:04.726
4 - D1	28.346	37.249	39.845	216.3	1:45.440 (2)	133.30	0.483	14:41:50.166
5 - D1	30.995	51.314	53.068	216.3	2:15.377	103.83	30.420	14:44:05.543
6 - D1	36.805	48.686	40.966	180.8	2:06.457	111.15	21.500	14:46:12.000
7 - D1	28.338	<b>36.970</b>	40.146	<b>217.5</b>	1:45.454 (3)	133.29	0.497	14:47:57.454
<b>8 - D1</b>	<b>28.029</b>	37.085	<b>39.843</b>	<b>217.5</b>	<b>1:44.957 (1)</b>	<b>133.92</b>		<b>14:49:42.411</b>

P13 181 GT4 ESCUDERIA BAIX EMPORDÀ				MCLAREN ARTURA GT4				
IDEAL LAP TIME : 1:45.416		BEST LAP TIME : 1:45.464		DIFFERENCE : 0.048				
D1: Jan SCHIDLOF D2: Francesc GUTIERREZ								
LAP	SECTOR 1	SECTOR 2	SECTOR 3	SPEED TRAP	LAP TIME	KPH	DIFF	TIME OF DAY
1 - D2	OUTLAP	43.786	IN PIT	116.1	2:33.314 P	91.68	47.850	14:36:52.543
2 - D2	OUTLAP	41.137	42.290	154.6	1:57.830	119.29	12.366	14:38:50.373
3 - D2	28.512	37.199	40.212	212.9	1:45.923	132.70	0.459	14:40:36.296
<b>4 - D2</b>	<b>28.505</b>	37.139	<b>39.820</b>	212.9	<b>1:45.464 (1)</b>	<b>133.27</b>		<b>14:42:21.760</b>
5 - D2	30.358	41.169	41.914	<b>214.0</b>	1:53.441	123.90	7.977	14:44:15.201
6 - D2	28.526	37.111	40.198	<b>214.0</b>	1:45.835 (3)	132.81	0.371	14:46:01.036
7 - D2	28.571	<b>37.091</b>	39.858	212.9	1:45.520 (2)	133.20	0.056	14:47:46.556
8 - D2	28.634	37.369	40.043	212.9	1:46.046	132.54	0.582	14:49:32.602

# GT-CET CAMPEONATO DE ESPAÑA

## Q2 - SECTOR ANALYSIS



SECTOR 1 = FL to I1, SECTOR 2 = I1 to I2, SECTOR 3 = I2 to I3, SECTOR 4 = I3 to FL, DIFF = Difference To Personal Best Lap, P = Crossed Finish Line in Pit Lane, D = Time Disallowed

P14 126 GT4		PCR SPORT CLUB ESPORTIU			MERCEDES AMG GT4			
IDEAL LAP TIME : 1:47.346		BEST LAP TIME : 1:47.418			DIFFERENCE : 0.072			
D1: Vincenzo MARTINEZ		D2: Josep PARERA						
LAP	SECTOR 1	SECTOR 2	SECTOR 3	SPEED TRAP	LAP TIME	KPH	DIFF	TIME OF DAY
1 - D2	OUTLAP	40.050	42.047	159.0	1:58.901	118.21	11.483	14:37:04.828
2 - D2	29.363	<b>37.985</b>	40.715	<b>216.3</b>	1:48.063 <b>(3)</b>	130.07	0.645	14:38:52.891
3 - D2	29.309	38.202	40.869	<b>216.3</b>	1:48.380	129.69	0.962	14:40:41.271
<b>4 - D2</b>	<b>29.014</b>	38.057	<b>40.347</b>	215.2	<b>1:47.418 (1)</b>	<b>130.85</b>		<b>14:42:28.689</b>
5 - D2	29.194	38.259	40.539	<b>216.3</b>	1:47.992 <b>(2)</b>	130.15	0.574	14:44:16.681

P15 125 GT4		MOTOR CLUB SABADELL			PORSCHE 718 GT4 RS Clubsport			
IDEAL LAP TIME : 1:48.276		BEST LAP TIME : 1:48.276			DIFFERENCE : 0.000			
D1: Jordi FUSET		D2: Lorenz MENDIETA						
LAP	SECTOR 1	SECTOR 2	SECTOR 3	SPEED TRAP	LAP TIME	KPH	DIFF	TIME OF DAY
1 - D2	OUTLAP	42.351	42.423	156.5	2:01.220	115.95	12.944	14:37:36.181
2 - D2	29.896	38.860	40.884	214.0	1:49.640 <b>(2)</b>	128.20	1.364	14:39:25.821
3 - D2	29.443	39.356	44.775	214.0	1:53.574	123.76	5.298	14:41:19.395
4 - D2	29.722	41.328	41.471	<b>215.2</b>	1:52.521 <b>(3)</b>	124.92	4.245	14:43:11.916
<b>5 - D2</b>	<b>29.041</b>	<b>38.648</b>	<b>40.587</b>	214.0	<b>1:48.276 (1)</b>	<b>129.81</b>		<b>14:45:00.192</b>

P16 118 GPX		ESCUDERIA FARAON			FERRARI 488 CH EVO			
IDEAL LAP TIME : 1:49.063		BEST LAP TIME : 1:49.063			DIFFERENCE : 0.000			
D1: Alvaro FONTES		D2: Pedro SILVERO						
LAP	SECTOR 1	SECTOR 2	SECTOR 3	SPEED TRAP	LAP TIME	KPH	DIFF	TIME OF DAY
1 - D2	OUTLAP	44.108	43.423	135.6	2:08.946	109.00	19.883	14:36:35.946
2 - D2	30.856	39.687	40.529	207.3	1:51.072	126.55	2.009	14:38:27.018
3 - D2	30.057	39.642	40.611	<b>208.4</b>	1:50.310 <b>(2)</b>	127.42	1.247	14:40:17.328
4 - D2	30.472	40.055	40.170	202.0	1:50.697 <b>(3)</b>	126.97	1.634	14:42:08.025
<b>5 - D2</b>	<b>29.857</b>	<b>39.130</b>	<b>40.076</b>	206.2	<b>1:49.063 (1)</b>	<b>128.88</b>		<b>14:43:57.088</b>

P17 133 GT4		ESCUDERIA LA CORUÑA			LIGIER JS2R			
IDEAL LAP TIME : 1:49.137		BEST LAP TIME : 1:49.934			DIFFERENCE : 0.797			
D1: Ángel SANTOS		D2: Mikkel KRISTENSEN						
LAP	SECTOR 1	SECTOR 2	SECTOR 3	SPEED TRAP	LAP TIME	KPH	DIFF	TIME OF DAY
1 - D2	OUTLAP	40.336	41.779	133.3	2:04.742	112.68	14.808	14:38:01.498
2 - D2	<b>29.505</b>	38.770	IN PIT	<b>205.1</b>	4:34.542 <b>P</b>	51.19	2:44.608	14:42:36.040
3 - D2	OUTLAP	41.945	42.287	81.6	2:04.068	113.29	14.134	14:44:40.108
4 - D2	29.979	39.029	40.970	198.9	1:49.978 <b>(2)</b>	127.80	0.044	14:46:30.086
5 - D2	29.712	40.052	41.030	<b>205.1</b>	1:50.794 <b>(3)</b>	126.86	0.860	14:48:20.880
<b>6 - D2</b>	<b>30.302</b>	<b>38.730</b>	<b>40.902</b>	<b>205.1</b>	<b>1:49.934 (1)</b>	<b>127.86</b>		<b>14:50:10.814</b>

P18 101 GPX		PHILIPPE GRUAU			VORTEX 1.0			
IDEAL LAP TIME : 1:47.224		BEST LAP TIME :			DIFFERENCE :			
D1: Phillipe GRUAU		D2: Joanna GRUAU						
LAP	SECTOR 1	SECTOR 2	SECTOR 3	SPEED TRAP	LAP TIME	KPH	DIFF	TIME OF DAY
1 - D2	OUTLAP	40.837	<b>40.306</b>	110.6	2:07.744	110.03		14:35:29.274
2 - D2	<b>28.525</b>	1:16.302	IN PIT	<b>225.0</b>	5:16.740 <b>P</b>	44.37		14:40:46.014
3 - D2	OUTLAP	<b>38.393</b>	40.465	137.9	1:55.417	121.78		14:42:41.431